


BLOOD MOON BUNTING

LUCY CUTHEW



BLOOD MOON

LUCY CUTHEW

"The book young people need."
Sara Pascoe

BLOOD MOON

LUCY CUTHEW

"A bold and vital new voice."
Samantha Shannon

BLOOD MOON

I HEAR


ONE WORD


ABOVE THE

WHITE NOISE.

PERIOD.

LUCY CUTHEW



 **@LucyCutheW**
@WalkerBooksYA

WALKER BOOKS

BLOOD MOON

LUCY CUTHEW

"The book young people need."
Sara Pascoe

BLOOD MOON

LUCY CUTHEW

"A bold and vital new voice."
Samantha Shannon

BLOOD MOON

I HEAR


ONE WORD


ABOVE THE

WHITE NOISE.

PERIOD.

LUCY CUTHEW



 **@LucyCutheW**
@WalkerBooksYA

WALKER BOOKS

Instructions:

- 1) Print out your bunting sheet
- 2) Carefully cut out your bunting
- 3) Pierce the top hole and thread through some string or ribbon
- 4) Tie a small piece of string through the bottom hole of each tampon
- 5) Hang up for all to enjoy!

Top Tip: Keep one of your tampons aside and use as a bookmark!

#BloodMoon

WALKER BOOKS

